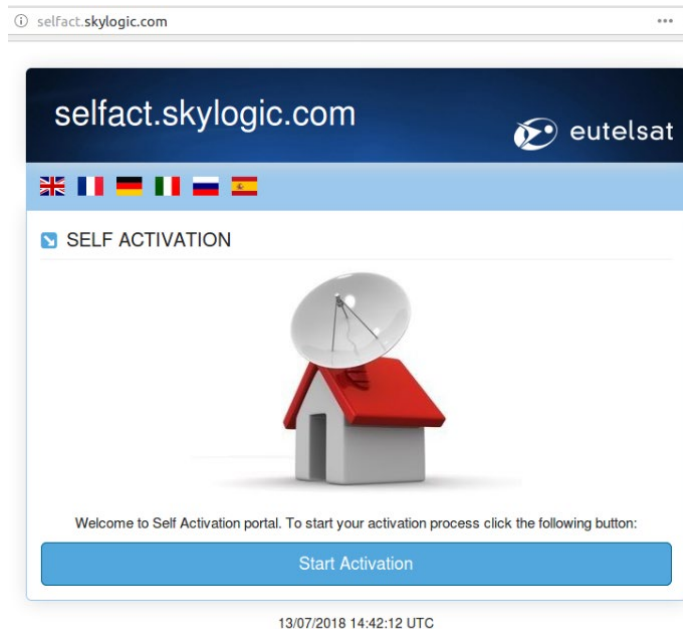


big blu

Modem Activation



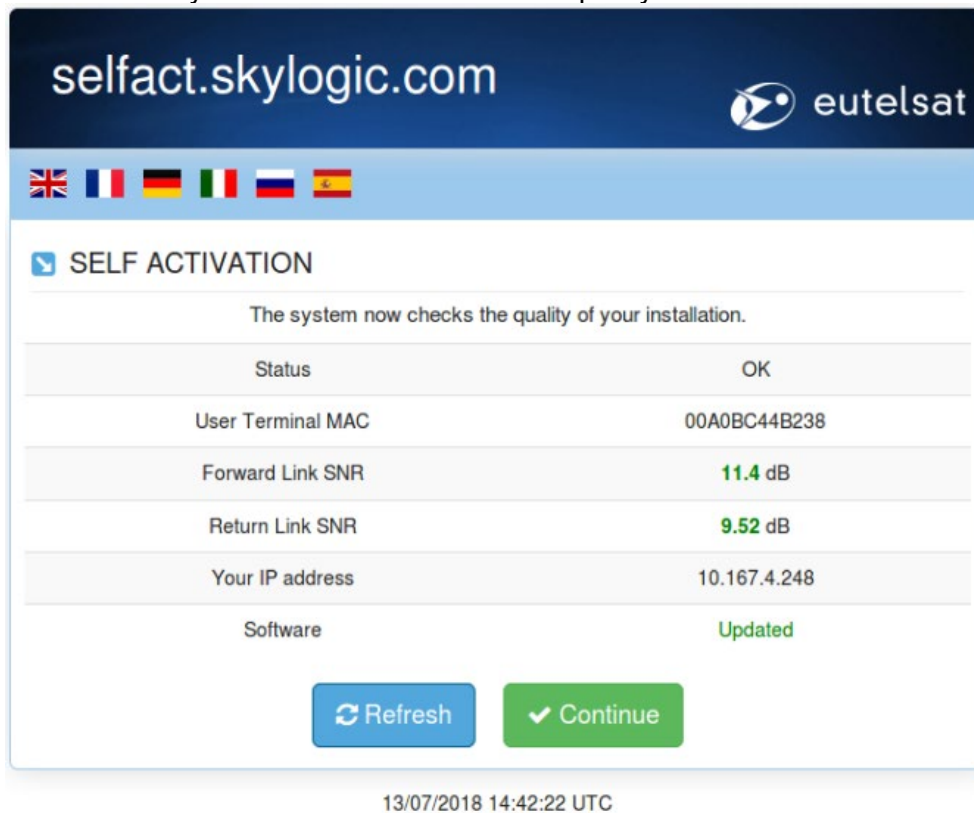
- Connect your device to the satellite system either directly with a cable or by Wi-Fi.
- Open a web browser and navigate to any of the following webpages:
- <http://95.210.254.219> or <http://selfact.skylogic.com>



Once the page opens click 'Start Activation'

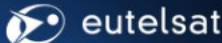



The system will now check the the quality of the installation



(Note)- If the system software is out of date, click continue and the modem will update this automatically. The Forward Link SNR will need to be 10dB or above and the Return Link SNR will need to be 9dB or above otherwise the dish will need to be realigned.

Alternatively, just click Continue to proceed to the next screen to enter your activation key.

selfact.skylogic.com 



SELF ACTIVATION

Step Account Activation


Account Information


-

Insert your activation key
e.g. 123-ABCD1234

13/07/2018 14:42:33 UTC

Once Activation Key has been entered click Save and this will complete the Self Activation process.

selfact.skylogic.com 




SELF ACTIVATION

Step Account Activation


Account Information

855 - rmbicester

Insert your activation key
e.g. 123-ABCD1234



13/07/2018 14:42:33 UTC



13/07/2018 14:46:21 UTC

You will need to reboot the modem by clicking Reboot, once you have rebooted the system will be online.